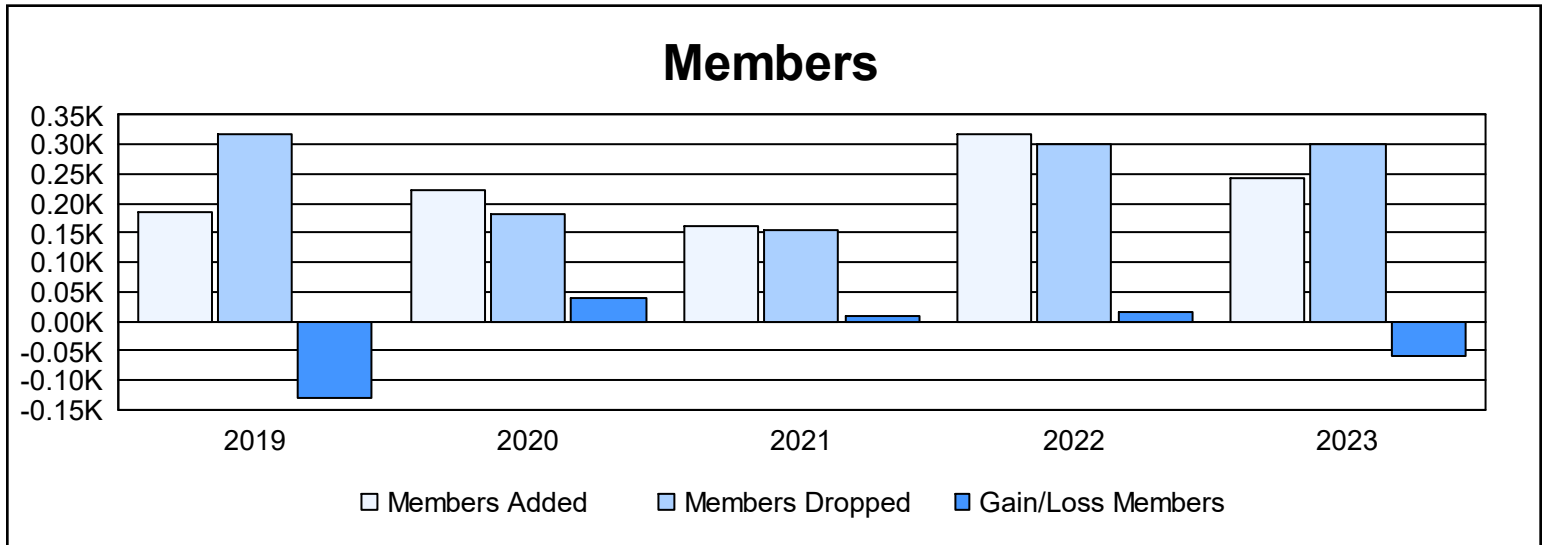
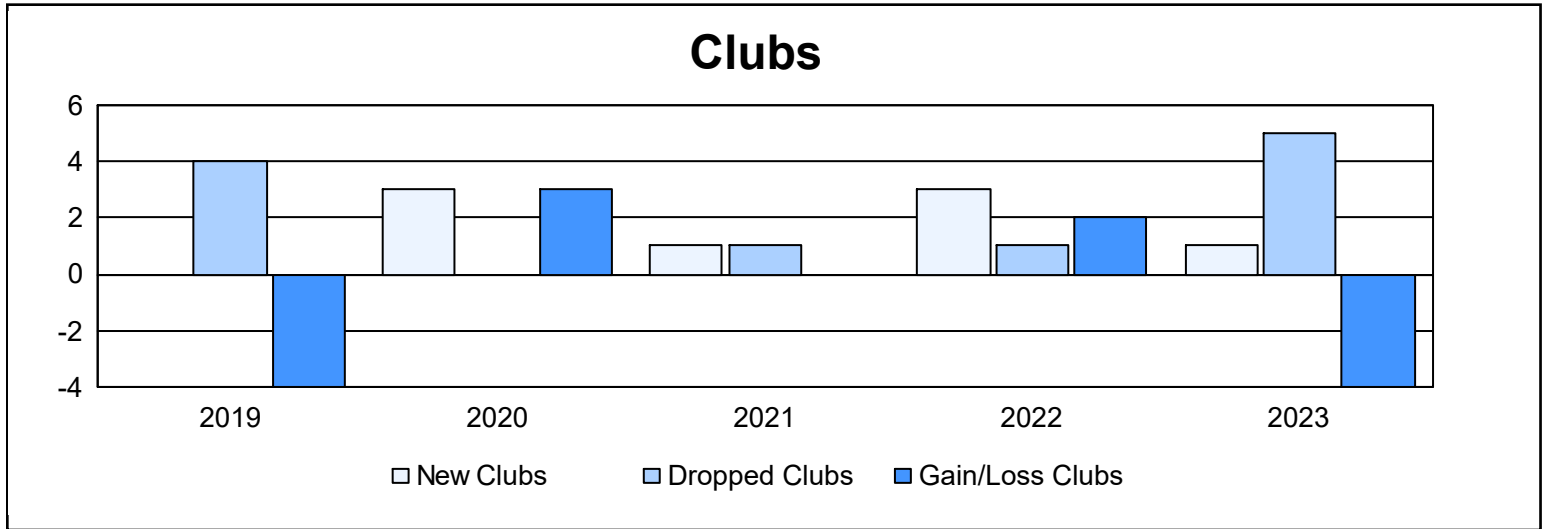
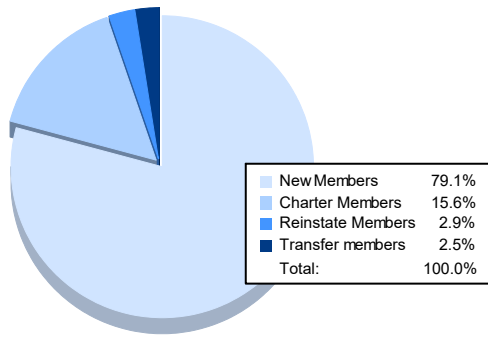


| Year | New Clubs | Dropped Clubs | Gain/ Loss Clubs | New Members | Charter Members | Reinstate Members | Transfer Members | Total Member Added | Total Members Dropped | Gain/ Loss Members |
|----------------|-----------|---------------|------------------|-------------|-----------------|-------------------|------------------|--------------------|-----------------------|--------------------|
| 2018-2019 | 0 | 4 | -4 | 159 | 5 | 17 | 4 | 185 | 316 | -131 |
| 2019-2020 | 3 | 0 | 3 | 137 | 79 | 5 | 3 | 224 | 183 | 41 |
| 2020-2021 | 1 | 1 | 0 | 132 | 26 | 4 | 1 | 163 | 154 | 9 |
| 2021-2022 | 3 | 1 | 2 | 206 | 100 | 2 | 9 | 317 | 300 | 17 |
| 2022-2023 | 1 | 5 | -4 | 193 | 38 | 7 | 6 | 244 | 302 | -58 |
| Average | 2 | 2 | -1 | 165 | 50 | 7 | 5 | 227 | 251 | -24 |



Membership Composition June 2023 Cumulative



Gender Composition June 2023 Cumulative

